


HOW TO CREATE A VIRTUAL REGATTA ACCOUNT

You need to follow all of the instructions below otherwise you won't know what to do next!

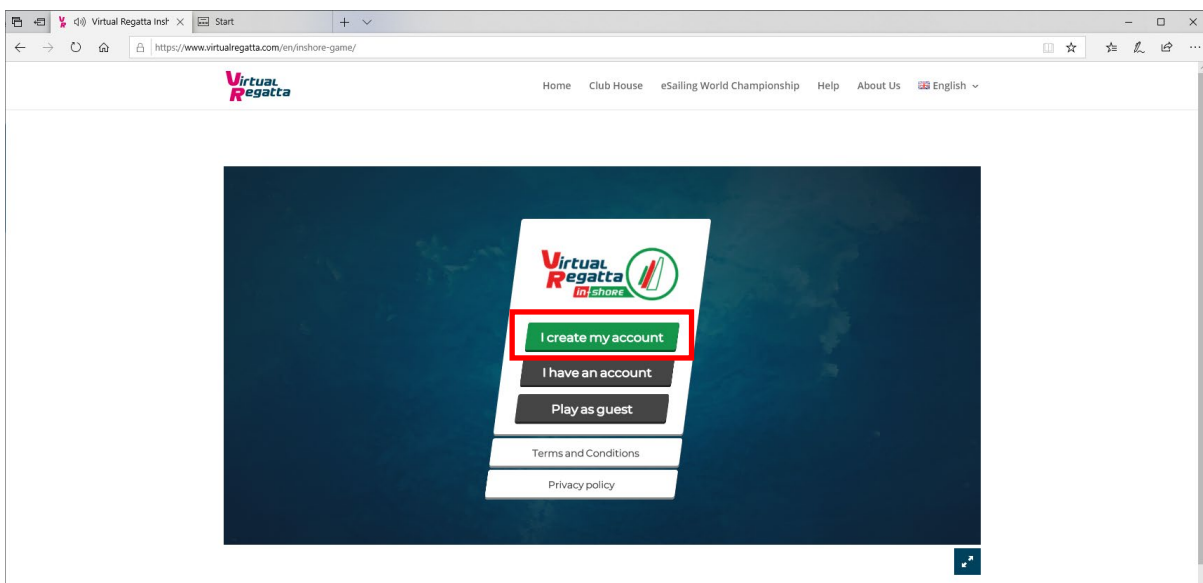
First of all you need to register for an account which you can do by visiting:

www.virtualregatta.com/en/ or searching for the Virtual Regatta App on your relevant platform. The following steps are for the PC based version.

Click on the Inshore button (Highlighted in Red)



Then click on I create my account




Enter your email address, a nickname (Pseudo), enter and re-enter your password and select a gender. Leave the country as United Kingdom, tick the box in the bottom left corner and then click on the tick in the bottom right corner.

The screenshot shows the registration form on the Virtual Regatta website. The form fields are: Email (ardbeg1@hotmail.co.uk), Pseudo (Lib2557), Password (masked with asterisks), Gender (Male selected), and Country (United Kingdom). At the bottom left, there is a checkbox labeled "I have read and accept the Virtual Regatta Terms of Use and Privacy Policy." which is checked. At the bottom right, there is a green checkmark icon. The website header includes the Virtual Regatta logo and navigation links: Home, Club House, eSailing World Championship, Help, About Us, and English. The footer includes links for Products (Games), Company (About Us), and Follow Us (Facebook, Twitter, Instagram).

You will then be emailed a code which you should receive quickly. If not, check your junk or spam folder. Enter the code in the box below then click on the green tick.

The screenshot shows the same registration form as above, but with a dialog box overlaid. The dialog box contains the text: "An email has been sent to frenshampondsailability@hotmail.co.uk with your registration confirmation code". Below this text is a text input field containing "you code here" and a green checkmark icon. At the bottom of the dialog box are two buttons: "Cancel" and "Resend the email". The registration form in the background is partially obscured by the dialog box, but the checkbox and green checkmark from the previous screenshot are still visible.

Once you have entered the code, you will be presented with a gift! Click on the cannister and eventually you will probably go straight to the sailing school. If you don't, or want to go through the processes again, click on the Sailing school box.



You should now be ready to race. If you'd like to be involved please register your interest for the series by emailing these details to treasurer@hansaclass.org.uk:

- Your name
- Your Email address
- Your Pseudo / nickname
- Your Mobile phone number if you are a WhatsApp user and want to use WhatsApp for race updates.
- Whether you have a Zoom account as I hope to do an accompanying Zoom call while racing.

Each week you will be sent an email to enter the next event.